


September 2008  
Quarterly Report



Warringah  
Council

## September 2008 Quarterly Report:

Welcome to the first quarterly report for the 2008/2009 financial year. The report details Council's progress in delivering on commitments in the Service Delivery Section of the Strategic Community Plan 2008.

This report represents a significant departure from the way we have previously acquitted ourselves on our performance. For the first time it brings together in a single report Council's overall financial position and details by key service our progress on key performance measures, key initiative and capital works for the period.

Our consolidated financial position is up front together with commentary from the Chief Financial Officer on pages 4 and 5 on our financial position. Minor changes are forecasted to year end results to reflect changes in scope and expenditure of operational and capital works. These changes are summarised with greater explanation provided later in the report as part of progress reports on actions. The proposed changes will have no impact on the budget surplus of \$203,916 approved by Council on 24 June 2008.

A snapshot of our progress in delivering on key initiatives and capital works follows. A summary of the status of all actions is shown first and then performance is broken down by capital works and key initiatives. Some 192 actions are reported, 91% are on schedule. This section of the report will be further enhanced in December where dashboards/gauges will represent actual performance compared to targets.

Detailed reports on actions and key performance measures are listed under the 12 Key Service areas. The percentage complete, status (ie on schedule, behind schedule), target completion date and progress comments are provided for each action together with a traffic light indicator comparing the percentage complete with the targeted completion rate. A greater level of rigour is also provided for capital works where the budget, actual and forecasted expenditure is also shown.

These changes will provide greater accountability and transparency in reporting our progress in delivering on the Strategic Community Plan. I look forward to receiving your feedback on the new approach to reporting our progress in delivering this year's program.



**Rik Hart**

**GENERAL MANAGER**

## September 2008 Quarterly Report - Financials

Internal Report Description	YTD Budget	YTD Actuals	YTD Variance	Annual Budget	Forecast Year End
<b>Income</b>					
Rates & Annual Charges	(65,982,740)	(64,086,276)	(1,896,464)	(65,982,740)	(65,982,740)
User Charges & Fees	(7,317,463)	(7,353,591)	36,128	(29,542,370)	(29,542,370)
Investment Revenues	(1,499,349)	(2,125,671)	626,322	(6,042,670)	(6,042,670)
Grants & Contributions - Operating	(2,966,432)	(3,356,191)	389,759	(9,599,607)	(9,341,607)
Other Operating Revenues	(1,451,243)	(1,541,683)	90,440	(6,005,995)	(6,005,995)
<b>Total Operational Income</b>	<b>(79,217,227)</b>	<b>(78,463,412)</b>	<b>(753,815)</b>	<b>(117,173,382)</b>	<b>(116,915,382)</b>
<b>Expenditure</b>					
Employee Costs	10,638,458	10,028,618	609,840	47,428,273	47,668,273
Materials & Contracts	11,167,770	9,243,102	1,924,668	45,028,495	44,645,690
Borrowing Costs	105,555	96,743	8,812	422,385	422,385
Depreciation, Amortisation & Impairment	3,053,541	3,059,182	(5,641)	12,214,276	12,214,276
Other Operating Expenses	3,466,363	4,147,244	(680,881)	13,509,803	13,509,803
<b>Total Operational Expenditure</b>	<b>28,431,687</b>	<b>26,574,889</b>	<b>1,856,798</b>	<b>118,603,232</b>	<b>118,460,427</b>
<b>Net Internal Charges/Recoveries and Reserve Transfers</b>	<b>772,874</b>	<b>1,539,774</b>	<b>(766,900)</b>	<b>(401,136)</b>	<b>(641,136)</b>
<b>Net Operational Result</b>	<b>(50,012,666)</b>	<b>(50,348,748)</b>	<b>336,082</b>	<b>1,028,715</b>	<b>903,910</b>
<b>Capital Funding</b>					
Rates & Annual Charges	(6,610,131)	(6,610,131)	0	(6,610,131)	(6,610,131)
Other Capital Funding Sources	(5,676,683)	3,666,722	(9,343,405)	(31,674,183)	(32,460,722)
<b>Total Capital Income</b>	<b>(12,286,814)</b>	<b>(2,943,409)</b>	<b>(9,343,405)</b>	<b>(38,284,314)</b>	<b>(39,070,853)</b>
<b>Capital Expenditure</b>					
Materials & Contracts	4,841,364	1,327,180	3,514,184	33,840,992	34,752,336
Other Capital Expenditure	796,606	13,229,132	(12,432,526)	3,210,691	3,210,691
<b>Total Capital Expenditure</b>	<b>5,637,970</b>	<b>14,556,312</b>	<b>(8,918,342)</b>	<b>37,051,683</b>	<b>37,963,027</b>
<b>Net Capital Result</b>	<b>(6,648,844)</b>	<b>11,612,903</b>	<b>(18,261,747)</b>	<b>(1,232,631)</b>	<b>(1,107,826)</b>
<b>(Surplus)</b>	<b>(56,661,510)</b>	<b>(38,735,846)</b>	<b>(17,925,664)</b>	<b>(203,916)</b>	<b>(203,916)</b>

## September 2008 Quarterly Report - Chief Financial Officer's Comments

The previous page shows Council's consolidated financial position for the three months ending 30 September 2008. It compares our financial performance to date (YTD Actuals) against budget (YTD Budget) and details significant changes in income or expenditure (Forecast Year End) since the budget was adopted on 24 June 2008.

### Budget v's Actual

The September 2008 quarter shows some variations between budget and actuals. Comments have been provided by responsible budget managers and forecasts amended where applicable.

An unfavorable variance of \$544k in Total Operating Income is primarily due to recognising annual rates and domestic waste management charges in the first quarter and receiving the state government rebate in the second quarter.

During the first quarter the high interest rates on offer resulted in greater than expected yields. However as we have seen interest rates fall in the last two months, the annual forecast is being closely monitored. Additional grant income for capital works has also resulted in additional forecast capital works expenditure.

Operational expenditure is under spent by \$1.8 million at the end of the quarter and is forecasted to be close to budget at the end of the financial year.

Capital funding sources are generally recognised annually however many transfers were processed in the October month and will be reflected in the next quarterly report to Council. Similarly, reserve transfers and the allocation of overhead has a nil net effect on Council's overall financial performance.

Other capital expenditure highlights the extent that Council's surplus cash holdings in the first quarter of any rating year is used to purchase investment securities and is in accordance with usual cashflow trends,

Below are further explanations for those items of income and expenditure where forecasts indicate a need to vary items without impacting the overall budget result.

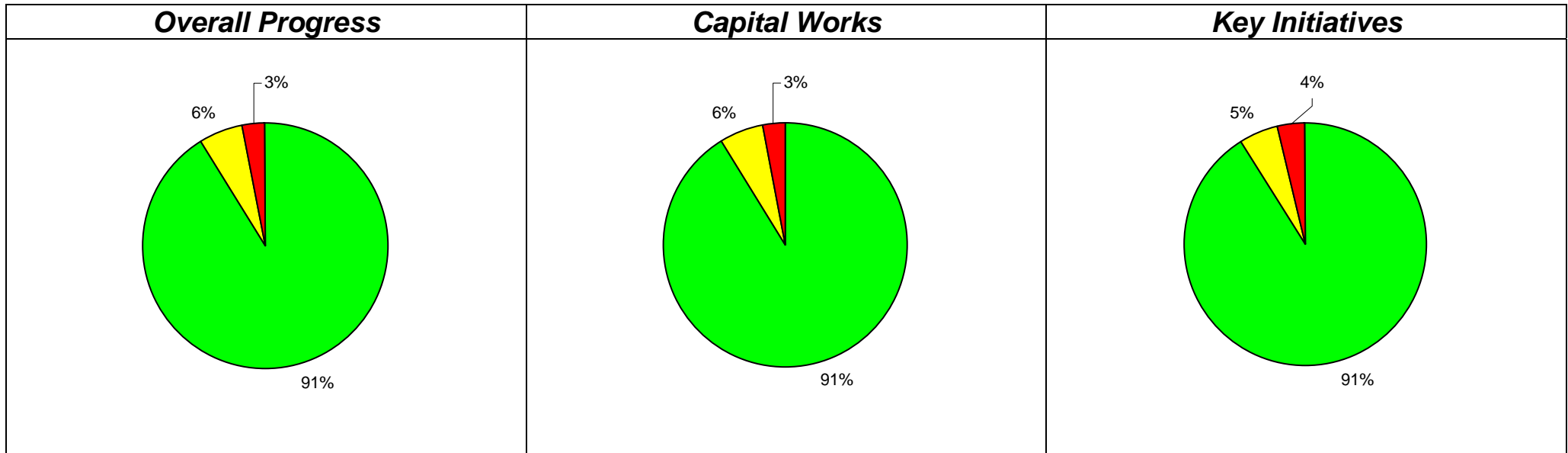
### Forecast and Budget Changes

1. Income from Operational Grants & Contributions is proposed to decrease by \$258k. The library book vote to replace the book stock will be transferred to capital funding to more accurately represent the asset value (see page 17, Action 2.1.2.1).
2. Operational expenditure will decrease by \$143k (net).
  - a) Materials and contracts - \$383k will be transferred to capital works for the library book vote
  - b) Employee Costs - \$240k. The additional funds are required to fund 2 additional project officers for a period of three years within the Property and Commercial Development area. These positions will deliver the section 94A works particularly in relation to the Dee Why Town Centre. The additional Employee Costs will be funded from section 94A contribution (Internal Charges/Recoveries and Reserve Transfers); the expenditure is authorised in the section 94A plan.
3. Capital Expenditure will increase by \$787k:
  - a) \$125k for the library book vote
  - b) \$100k for the South Curl Curl Beach access ramp - the tenders received exceeded original cost estimates see page 29, Action 3.1.2.3. This will be funded from the Beach Parking Reserve, replacing other projects proposed to be funded in future years.
  - c) \$90k for stairs on the Coastal Walkway Collaroy, the original estimate for the works was \$150k and this was provided in the Section 94A Plan see page 30, Action 3.1.2.7. This will be funded from Section 94A.




- d) \$102k for David Thomas Reserve, Manly Vale amenity replacement see page 27, Action 3.1.1.3. This will be funded from the Community Land and Property Reserve, replacing other projects proposed to be funded in future years.
- e) \$166k for System Replacement Project see page 49, Action 5.2.2.1 (CN1003). This will be funded from the Computer Reserve, replacing other projects proposed to be funded in future years.
- f) \$85k to bring forward the construction of the Terrey Hills tanker shed from 2009/2010 see page 46, Action 1.1.1.3. This will be funded by a matching contribution from the Rural Fire Service.
- g) \$40k for a kitchen and bathroom at the Rural Fire Service Buildings Duffy Forest see page 46, Action 1.1.1.2. This will be funded by a matching contribution from the Rural Fire Service.
- h) Net decrease in expenditure of \$40k. \$80k was provided for widening of the existing path to create a shared pedestrian/bike path at Starkey Street and Melwood Avenue see page 36, Action 3.3.4.15. This was to be part funded by the Roads and Traffic Authority, but funding was not received. The Roads and Traffic Authority have agreed to part fund the \$40,000 wombat crossing in Woodbine Street and this project will be brought forward from the 2009/2010 works program.

The changes listed in the report, if approved, maintain the budget surplus of \$203,916 as approved by Council on 24 June 2008. This is in accordance with the principle in the financial planning policy in relation to the maintenance of operating surplus' and when considered with Council's accumulated working capital, forecasts a satisfactory financial position as at 30 June 2009.




# Progress Against Strategic Community Plan Actions






192 Actions reported on

-  175 Actions at least 90% of target
-  11 Actions between 70 and 90% of target
-  6 Actions less than 70% of target

136 Capital Works Actions reported on



-  124 Capital Works Actions at least 90% of target
-  8 Capital Works Actions between 70 and 90% of target
-  4 Capital Works Actions less than 70% of target

56 Key Initiatives Actions reported on

-  51 Key Initiatives Actions at least 90% of target
-  3 Key Initiatives Actions between 70 and 90% of target
-  2 Key Initiatives Actions less than 70% of target

## Community & Safety Services


### Key Performance Indicators


KPI	Comment	Unit	Target	Actual	Indicator
Residents satisfaction with facilities and services for older people	This measure will be reported in the June quarter only	Mean Score <sup>1</sup>	6.23	N/A	
Residents satisfaction with facilities and services for people with a disability	This measure will be reported in the June quarter only	Mean Score <sup>1</sup>	6.30	N/A	
Residents satisfaction with provision of childcare services	This measure will be reported in the June quarter only	Mean Score <sup>1</sup>	5.96	N/A	
Residents satisfaction with facilities and services for youth	This measure will be reported in the June quarter only	Mean Score <sup>1</sup>	5.49	N/A	
Residents satisfaction with community centres	This measure will be reported in the June quarter only	Mean Score <sup>1</sup>	6.55	N/A	
Residents satisfaction with provision of lifeguards on the beach	This measure will be reported in the June quarter only	Mean Score <sup>1</sup>	8.33	N/A	
No. of children with additional support needs accessing Council services	This measure will be reported in the June quarter only	No.		N/A	
% of Council Child Care Centres that are fully accredited	This measure will be reported in the June quarter only	%	100	N/A	
% of community members who feel safe in the community	This measure will be reported in the June quarter only	%	79	N/A	
Utilisation rate for community centres	Occupancy of our centres is up on the same quarter last year where 36% of spaces in our centres were utilised. Greater promotion of the centres via signage, brochures and the internet is seeing more use of these spaces.	%	32	42	
Scheduled projects completed	Six actions were scheduled for completion this quarter and were delivered	%	95	100	
% of correspondence responded to within 10 working days	Reporting on this measure will not commence until the March quarter	%	95	N/A	


<sup>1</sup> Target and actual is the mean score out 10 achieved in the annual Community Survey, the higher the score the greater the level of satisfaction







## Community & Safety Services

### Key Initiatives

 Actions at least 90% of target


 Between 70 and 90% of Action target achieved


 Less than 70% of Action target achieved


ACTION	STATUS	% COMP	COMP DATE	PROGRESS
2.1.1.16 Improve the level of service provision for Disability Services through current service provision assessment, and Council policy review	On Schedule	10%	30/06/2009	
<b>PROGRESS COMMENTS</b> A project plan for the Disability service provision and policy review has been completed and is now being implemented.				
2.1.1.18 Introduce central database and fee management system for all Council children's services	On Schedule	10%	30/06/2009	
<b>PROGRESS COMMENTS</b> Business case for the procurement of the software system 'Heartbeat for Kids' has been completed and approved. Finalised fee proposal has been received and is under review.				
2.1.1.19 Review affordability of child care services	On Schedule	20%	30/06/2009	
<b>PROGRESS COMMENTS</b> A consultant has been engaged to undertake this 'Business review of Child Care'. The draft report is due in mid November.				
2.1.2.2 Provide information sessions and resources on accessing children's and family services in Warringah	On Schedule	10%	30/06/2009	
<b>PROGRESS COMMENTS</b> Briefing with community facilitators regarding community/service user's consultation has been completed. Consultation is scheduled with Tongan and Chinese communities for late-October.				
2.1.3.6 Review the on online booking system and other administrative efficiencies for bookings at Community Centres	On Schedule	10%	30/06/2009	
<b>PROGRESS COMMENTS</b> The project plan has been developed and is being implemented.				
2.1.5.7 Develop the Road Safety Program and Road Safety Program	On Schedule	33%	30/06/2009	
<b>PROGRESS COMMENTS</b> The project plan has been developed and is being implemented.				





## Community & Safety

### Capital Works

 Actions at least 90% of target

 Between 70 and 90% of Action target achieved






 Less than 70% of Action target achieved

ACTION	STATUS	% COMP	COMP DATE	ORIGINAL BUDGET	ANNUAL BUDGET	YTD ACTUAL	FORECAST	PROGRESS
2.1.1.1 Narraweena Community Centre (Front Hall) - Upgrade kitchen and install lockable floor to ceiling cupboards in 2nd kitchen – CR2424	Complete	100%	30/9/2008	\$40,000	\$40,000	\$7,995	\$20,000	
<b>PROGRESS COMMENTS</b> The works were completed in July and final invoices are still to be processed. This project has come in under budget and will be used to fund an over expenditure on works upgrading the toilets at this Centre, see Action 2.1.1.3.								
2.1.1.2 Brookvale Community Centre - Upgrade kitchen in the southern hall – CR2426	Complete	100%	30/9/2008	\$10,000	\$10,000	\$14,606	\$15,000	
<b>PROGRESS COMMENTS</b> The works were completed in July and final invoices are still to be processed. The over expenditure in this project was a result of replacing carpet that was lifting and causing a safety hazard. This additional expenditure can be covered by under expenditure on the upgrading of landscaping at Brookvale Children's Centre, Action 2.1.1.10.								
2.1.1.3 Narraweena Community Centre (Front Hall) - Upgrade toilets – CR2425	On Schedule	5%	30/06/2009	\$80,000	\$80,000	\$13,541	\$100,000	
<b>PROGRESS COMMENTS</b> The Community Centre is scheduled to have the toilet facilities upgraded during January and February 2009, the increased expenditure on this project can be funded from saving in the works on the kitchen see Action 2.1.1.1. The Centre will remain closed for the duration of the work. Hirers are currently being notified and will be relocated to other Community Centres wherever possible.								
2.1.1.4 Manly Vale (Lovett Street) - Improvements to building including front entrance (Pave or concrete stencil at main entrance) – CR2422	On Schedule	5%	30/06/2009	\$50,000	\$50,000	\$0	\$50,000	
<b>PROGRESS COMMENTS</b> The project has been scoped into two stages. Stage 1 removal of the internal thatched straw ceiling roof in the Lovett Street hall and replacing it with a fire rated plasterboard is scheduled to take place from 26 September to 12 October (during school holidays). The main hall will be closed during this time and all hirers have been relocated to Innes Road hall during this time. Stage 2 involves improving the interconnectivity between the 2 buildings. These works are scheduled to take place during January and February 2009.								

ACTION	STATUS	% COMP	COMP DATE	ORIGINAL BUDGET	ANNUAL BUDGET	YTD ACTUAL	FORECAST	PROGRESS
2.1.1.5 Children's Centre Occasional Childcare (20 places) - Stage 1 design and DA, Stage 2, construction – CN2404	On Schedule	20%	30/06/2009	\$50,000	\$50,000	\$0	\$50,000	
<b>PROGRESS COMMENTS</b> Family Day Care and Occasional Care functional brief has been completed. Consultants are being engaged to provide a concept design fee proposal.								
2.1.1.6 Harbord Early Childhood Health Centre - Stage 1 Assessment Report – CR2419	On Schedule	20%	30/06/2009	\$10,000	\$10,000	\$0	\$10,000	
<b>PROGRESS COMMENTS</b> Consultants have been engaged to provide this assessment report and it is on schedule for completion in October.								
2.1.1.7 Beacon Hill War Memorial Community Centre - Investigation of roof and roof drainage condition – CR 2417	On Schedule	10%	30/06/2009	\$5,000	\$5,000	\$0	\$5,000	
<b>PROGRESS COMMENTS</b> Project scope finalised and a consultant has been engaged with the assessment report due in October.								
2.1.1.8 Belrose Children's Centre - Upgrade of landscaping and review lifecycle of soft fall – CR2413	Not Started	0%	30/06/2009	\$50,000	\$50,000	\$0	\$70,000	
<b>PROGRESS COMMENTS</b> Quotations have been reviewed and accepted with works programmed for November. To maximise the life of the soft fall drainage issues are being addressed, this has increased the cost of the project. The increased costs can be funded from savings on works at Brookvale Children's Centre, Actions 2.1.1.9 and 2.1.4.1								
2.1.1.9 Brookvale Children's Centre - Repaint internal walls, doors and ceiling – CR2410	On Schedule	5%	30/06/2009	\$20,000	\$20,000	\$0	\$9,100	
<b>PROGRESS COMMENTS</b> Quotations have been reviewed and accepted for the works, the quotes came in under budget. The work is programmed to commence on 4 October and then be completed in the Christmas close down period. The savings can be applied to the additional expenditure on Belrose Children's Centre see Action 2.1.1.8								
2.1.1.10 Brookvale Children's Centre - Upgrade of landscaping and review lifecycle of softball – CR2409	Complete	100%	30/9/2008	\$30,000	\$30,000	\$0	\$18,155	
<b>PROGRESS COMMENTS</b> The works have been completed and final invoices are still being processed. The cost of the project is under budget as the surface area of the soft fall was reduced following retesting.								
2.1.1.12 Brookvale Children's Centre (9 places) - Stage 1 design and DA, Stage 2, construction – CN2403	On Schedule	10%	30/06/2009	\$60,000	\$60,000	\$0	\$60,000	
<b>PROGRESS COMMENTS</b> A functional brief for the project has been completed. Consultants have been engaged and Concept Design fee proposal accepted. Council Officers are now reviewing the options presented and the associated quantity surveyors report.								

ACTION	STATUS	% COMP	COMP DATE	ORIGINAL BUDGET	ANNUAL BUDGET	YTD ACTUAL	FORECAST	PROGRESS
2.1.4.1 Brookvale Children's Centre - New carpet and/or floating mats in 0-3 years room – CR2412	Complete	100%	30/9/2008	\$10,000	\$10,000	\$0	\$0	
<b>PROGRESS COMMENTS</b> The works were undertaken in late June and funded from the 2007/2008 financial year. The savings from this job can be applied to the additional expenditure on Belrose Children's Centre, action 2.1.1.8								
2.1.4.2 Lionel Watts Combined Sporting Club – installation of sliding louver panels – CR2415	On Schedule	15%	30/06/2009	\$100,000	\$100,000	\$4,138	\$100,000	
<b>PROGRESS COMMENTS</b> Following an investigation the scope of works has been revised to include a kitchen upgrade and Place of Public Entertainment compliance works such as an accessible toilet. The work is scheduled to take place 26 September - 31 October. The Community Centre will be closed during the works and all hirers will be relocated wherever possible.								
2.1.5.1 Manly Vale (Lovett Street) - Removal of manual roller door and replace with automatic roller shutter – CR 2423 <sup>2</sup>	Complete	100%	30/9/2008	\$20,000	\$20,000	\$4,104	\$4,104	
<b>PROGRESS COMMENTS</b> The new shutter door was installed on 28 August and the project is complete. This project has come in under budget and these funds will be managed as part of the rolling Community and Safety Services Capital Works program.								
2.1.5.2 Narrabeen Children's Centre - replacement / redesign of layout of external fencing - CR 2408	On Schedule	10%	30/06/2009	\$10,000	\$10,000	\$0	\$10,000	
<b>PROGRESS COMMENTS</b> Quotations have been obtained and accepted with the works scheduled for October.								
2.1.5.3 Manly Vale (Lovett Street) - Investigate ceiling material and enclose – CR2421	Not Started	0%	30/06/2009	\$50,000	\$50,000	\$0	\$50,000	
<b>PROGRESS COMMENTS</b> Quotations have been received and accepted. Program of works being prepared.								
2.1.5.4 Beacon Hill War Memorial Community Centre - Stage 1 Investigate integrity of concrete columns – CR2418	On Schedule	10%	30/06/2009	\$10,000	\$10,000	\$0	\$10,000	
<b>PROGRESS COMMENTS</b> Consultants have been engaged and are on schedule to deliver this assessment report in October								
2.1.5.5 Collaroy Plateau Community Kindergarten - Asbestos Remediation of roof / eaves and internal walls as part of	Not Started	0%	30/06/2009	\$100,000	\$100,000	\$0	\$100,000	

<sup>2</sup> An adjustment to CR2423 of \$15,896 against the Forecast has not been reflected in the financials of the Quarterly Report but have been taken up above

ACTION	STATUS	% COMP	COMP DATE	ORIGINAL BUDGET	ANNUAL BUDGET	YTD ACTUAL	FORECAST	PROGRESS
proposed additions and alterations to be undertaken by the kindergarten – CR2416								
<b>PROGRESS COMMENTS</b>								
This project has been scoped and quotations are being sought. These works will be programmed during the Kindergarten's Christmas closure period.								
2.1.5.6 Brookvale Children's Centre - Lift existing kitchen floor surface, coat with membrane and amend fall – CR2411	Not Started	0%	30/06/2009	\$20,000	\$20,000	\$0	\$20,000	
<b>PROGRESS COMMENTS</b>								
Quotations have been received, reviewed and accepted. The works have been programmed for the Christmas closure of the centre								
2.1.5.8 Narrabeen Children's Centre - New replacement glass in 3-5's room – CR2407	Complete	100%	30/9/2008	\$7,000	\$7,000	\$0	\$0	
<b>PROGRESS COMMENTS</b>								
The windows and glass was found to be in good condition and not in need of replacement. This unspent funds will be managed as part of the rolling Community and Safety Services Capital Works program.								
2.1.5.9 Narrabeen Children's Centre - upgrade of landscaping and review lifecycle of softball – CR2406	On Schedule	10%	30/06/2009	\$50,000	\$50,000	\$0	\$50,000	
<b>PROGRESS COMMENTS</b>								
Quotations have been sought, reviewed and accepted and the works programmed for October.								
2.1.5.10 Narrabeen Children's Centre - New internal carpet – CR2405	On Schedule	5%	30/06/2009	\$10,000	\$10,000	\$0	\$10,505	
<b>PROGRESS COMMENTS</b>								
Quotations have been received, reviewed and accepted. A minor over run in cost is forecasted which can be funded from savings in works at Brookvale Children's Centre 2.1.1.9. The works have been programmed for the Christmas closure of the centre								
2.1.7.1 Minor Renewal works – CR2414	On Schedule	0%	30/06/2009	\$60,000	\$60,000	\$0	\$60,000	
<b>PROGRESS COMMENTS</b>								
This is a reactive program which manages critical issues as they arise. There have been some projects listed for a commitment from this budget. These are currently being reviewed for eligibility								

## Compliance Services


### Key Performance Indicators


KPI	Comment	Unit	Target	Actual	Indicator
Residents satisfaction with management and control of domestic pets	This measure will be reported in the June quarter only	Mean Score <sup>3</sup>	6.31	N/A	
Residents satisfaction with environmental protection and enforcement	This measure will be reported in the June quarter only	Mean Score <sup>2</sup>	6.22	N/A	
Residents satisfaction with hygiene standards of retail food outlets	This measure will be reported in the June quarter only	Mean Score <sup>2</sup>	6.45	N/A	
% market share of private certification	This measure will be reported in the June quarter only	%	15	N/A	
No. of food borne illness notifications	The Food Authority notified Council of 3 isolated incidents of food poisoning. Each case was investigated and no evidence was found to support further action.	No.	N/A	3	
No. of fire safety notices, orders and penalty notices	Notices are issued to building owners for failing to comply with fire safety regulations – 13 were issued during the quarter	No.	N/A	13	
No. of infringement notices - parking on street	Penalties were issued for the following offences: stopping in No Parking areas (52%), No Stopping (31%), Clearways (8%) as well as offences around schools (7%)	No.	N/A	1,135	
No. of infringement notices - parking off street	These are notices issued for off street parking where the vehicle overstays the posted time limit.	No.	N/A	286	
No. of infringement notices – pollution	This includes air, noise and water pollution. The majority of notices relate to the operation of building sites	No.	N/A	9	
No. of infringement notices – litter	Notices are issued for disposing of cigarette as well as litter falling from vehicles	No.	N/A	18	
No. of infringement notices – not complying with development consent	The infringement is issued where conditions of development consent are breached including operating outside authorised hours, failing to install sediment control devices etc.	No.	N/A	14	
No. of infringement notices – load limits	The notices are issued where vehicles greater than 3 tonne use local roads.	No.	N/A	17	
No. of infringement notices - dogs	Notices are issued for a range of offences including dogs off leash in a public place, dogs in prohibited areas such as beaches and dog attacks	No.	N/A	63	
No. of infringement notices – abandoned vehicles	Infringements are issued where the vehicle remains on the street after a notice has been affixed and the vehicle is towed away.	No.	N/A	6	


<sup>3</sup> Target and actual is the mean score out 10 achieved in the annual Community Survey, the higher the score the greater the level of satisfaction




KPI	Comment	Unit	Target	Actual	Indicator
Scheduled projects completed	No actions were scheduled for completion this quarter	%	95	N/A	
% of correspondence responded to within 10 working days	Reporting on this measure will not commence until the March quarter	%	95	N/A	

## Key Initiatives

 Actions at least 90% of target

 Between 70 and 90% of Action target achieved

 Less than 70% of Action target achieved

ACTION	STATUS	% COMP	COMP DATE	PROGRESS
2.1.5.4 Implement Dangerous/restricted breed dog program	On Schedule	50%	30/06/2009	
<b>PROGRESS COMMENTS</b> During the quarter we commenced implementing the dangerous dog inspection program for 2008/2009. Owners of dogs that have been declared dangerous were notified that Council Rangers will shortly commence inspections to certify dangerous dog enclosures.				
2.1.5.7 Parking Patrol operational strategy	On Schedule	50%	30/06/2009	
<b>PROGRESS COMMENTS</b> Initial research has commenced and a review of Council's current parking restrictions has been undertaken. Numerous parking areas have been identified as requiring infrastructure improvement or updates. Several areas also require parking restrictions, including metered parking and time restrictions. Enforcement processes have been reviewed and a new system has been instigated to ensure that each area is enforced equally				
2.1.5.9 Prepare and implement an Operational Environmental Protection Strategy	On Schedule	15%	30/06/2009	
<b>PROGRESS COMMENTS</b> Scoping of the project has commenced, a summary of previous inspections has been prepared and critical audit/inspection areas have been identified.				

## Cultural Services


### Key Performance Indicators


KPI	Comment	Unit	Target	Actual	Indicator
Residents satisfaction with Glen Street Theatre	This measure will be reported in the June quarter only	Mean Score <sup>4</sup>	6.99	N/A	
Residents satisfaction with Community events and festivals	This measure will be reported in the June quarter only	Mean Score <sup>3</sup>	6.41	N/A	
Residents satisfaction with Library services	This measure will be reported in the June quarter only	Mean Score <sup>3</sup>	7.60	N/A	
Utilisation rate Glen Street Theatre	Four shows or 56 performances were presented this quarter. Keating, Tell Me On A Sunday and Codgers were very popular (89%-95% capacity) exceeding the budgeted attendances. Valley Song was not as well supported.	%	66	80	
Utilisation rate libraries – no of physical visits	The number of physical visits to the library has increased by 4% since the same period last year.	No.	182,054	188,471	
Utilisation rate libraries – no of website visits	The number of website visits is up on the same period last year by 3.5%. The ability to view records, reserve and renew books and access a range of e-resources is resulting in increased patronage	No.	180,000	188,471	
Utilisation rate libraries – no of loans	The number of loans is up 7.4% on the same period last year and above the target	No.	300,000	305,821	
Participation rates for community events	This measure will be reported in the June quarter only	No.	-	N/A	
Scheduled projects completed	Two actions were scheduled for completion this quarter and were delivered	%	95	100	
% of correspondence responded to within 10 working days	Reporting on this measure will not commence until the March quarter	%	95	N/A	


<sup>4</sup> Target and actual is the mean score out 10 achieved in the annual Community Survey, the higher the score the greater the level of satisfaction




## Cultural Services

### Key Initiatives

 Actions at least 90% of target


 Between 70 and 90% of Action target achieved


 Less than 70% of Action target achieved


ACTION	STATUS	% COMP	COMP DATE	PROGRESS
2.1.6.6 Glen Street Theatre – Backstage facilities Strategic Review	Complete	100%	30/9/2008	
<b>PROGRESS COMMENTS</b> The review has been completed by the consultant, Richard Stuart, and the final report has been received.				
2.1.2.3 Develop a growth strategy for the library service	Not Started	0%	30/06/2009	
<b>PROGRESS COMMENTS</b> Awaiting confirmation of the Dee Why Library site				
2.1.6.4 Implement the Cultural Plan	On Schedule	25%	30/06/2009	
<b>PROGRESS COMMENTS</b> Actions recommended under the Cultural Plan are currently being reviewed with an implementation plan being formulated and will be phased in over the next four years.				




## Cultural Service

### Capital Works

 Actions at least 90% of target


 Between 70 and 90% of Action target achieved

 Less than 70% of Action target achieved


ACTION	STATUS	% COMP	COMP DATE	ORIGINAL BUDGET	ANNUAL BUDGET	YTD ACTUAL	FORECAST	PROGRESS
2.1.5.1 Dee Why Library - Construct garden and widen footpath underneath the reinforced concrete air scoop to reduce OH&S hazard – CR2427	Complete	100%	30/9/2008	\$20,000	\$20,000	\$20,270	\$20,270	
<b>PROGRESS COMMENTS</b> Works completed. Minor over expenditure on the budget for this project will be absorbed.								
2.1.2.1 Library Books Renewal of book stock – CR2401	On Schedule	25%	30/06/2009	\$174,000	\$174,000	\$0	\$556,535	
<b>PROGRESS COMMENTS</b> Approximately a quarter of the resource vote has been spent. Operational funding of \$382,535 under Collection Management is proposed to be transferred to Capex to more accurately represent the asset value.								
2.1.2.2 Warringah Mall Library Security Upgrade to front entrance book scanning area – CR2402	On Schedule	16%	30/06/2009	\$50,000	\$50,000	\$0	\$50,000	
<b>PROGRESS COMMENTS</b> Project plan and project scope completed. Work will commence in December/January.								


## Development Assessment Services


### Key Performance Indicators


KPI	Comment	Unit	Target	Actual	Indicator
Residents satisfaction with development assessment process	This measure will be reported in the June quarter only	%	4.76 <sup>5</sup>	N/A	
Total value of developments approved within Warringah	The total value of developments approved within Warringah has increased since the previous quarter when the total value was \$56,618,321. This result can be attributed to an 8% increase in developments approved compared with the previous quarter and a series of higher valued applications approved during the quarter.	\$	-	\$128,037,299	
Development applications median turnaround time - delegations	Some 600 applications were approved by Council officers under delegation compared with 605 approvals in the previous quarter. Application numbers and median turn around times have remained constant since the previous quarter.	Days	60	38	
Development applications median turnaround time – Warringah Development Approval Panel	A total of six applications were approved during the period, with the median turnaround time exceeding the target of 100 days. These applications are for large developments that have complex planning issues.	Days	100	234	
Scheduled projects completed	No actions were scheduled for completion this quarter	%	95	N/A	
% of correspondence responded to within 10 working days	Reporting on this measure will not commence until the March quarter	%	95	N/A	

### Capital Works

 Actions at least 90% of target

 Between 70 and 90% of Action target achieved


 Less than 70% of Action target achieved

ACTION	STATUS	% COMP	COMP DATE	ORIGINAL BUDGET	ANNUAL BUDGET	YTD ACTUAL	FORECAST	PROGRESS
3.2.3.1 e-Planning systems development – CN3100	On Schedule	25%	30/06/2009	\$290,000	\$290,000	\$0	\$290,000	
<b>PROGRESS COMMENTS</b> Project brief being developed.								

<sup>5</sup> Target and actual is the mean score out 10 achieved in the annual Community Survey, the higher the score the greater the level of satisfaction


## Kimbriki Waste & Recycling Centre

### Key Performance Indicators

KPI	Comment	Unit	Target	Actual	Indicator
% of Waste to landfill	Some 52,922 tonnes of waste was received during the quarter. Approximately 76% of the material was recovered, this is slightly above the target for recovery.	%	74	76	
Kimbriki operating result	This measure will be reported in the June quarter only	\$		N/A	
Compliance with EPA environmental requirements	This measure will be reported in the June quarter only	%	100	N/A	

## Natural Environment Service


### Key Performance Indicators


KPI	Comment	Unit	Target	Actual	Indicator
Residents satisfaction with caring for bush areas	This measure will be reported in the June quarter only	Mean Score <sup>6</sup>	6.64	N/A	
Residents satisfaction with Council operates in an environmentally sustainable way	This measure will be reported in the June quarter only	Mean Score <sup>5</sup>	6.37	N/A	
Residents satisfaction with management of local flooding	This measure will be reported in the June quarter only	Mean Score <sup>5</sup>	6.21	N/A	
Residents satisfaction with management of the waterways and lagoons	This measure will be reported in the June quarter only	Mean Score <sup>5</sup>	6.05	N/A	
Residents satisfaction with bike paths, walking trails and tracks	This measure will be reported in the June quarter only	Mean Score <sup>5</sup>	6.16	N/A	
Scheduled projects completed	Four actions were scheduled for completion this quarter and were delivered	%	95	100	
% of correspondence responded to within 10 working days	Reporting on this measure will not commence until the March quarter	%	95	N/A	


<sup>6</sup> Target and actual is the mean score out 10 achieved in the annual Community Survey, the higher the score the greater the level of satisfaction




## Natural Environment Service

### Key Initiatives

 Actions at least 90% of target


 Between 70 and 90% of Action target achieved


 Less than 70% of Action target achieved


ACTION	STATUS	% COMP	COMP DATE	PROGRESS
1.1.1.2 Develop Coastal Erosion Emergency Management Plan	Behind Schedule	10%	30/06/2009	
<b>PROGRESS COMMENTS</b> Further work was undertaken on the tender documentation during September. Meetings have been arranged with relevant emergency management staff in October to seek input on the scope of work. It is anticipated that the Request for Quotations will be placed on Tenderlink in December and the successful consultant appointed by February 2009.				
1.1.2.11 Manly Lagoon catchment environmental study	Not Started	0%	30/06/2009	
<b>PROGRESS COMMENTS</b> Project not expected to commence until second quarter.				
1.1.2.13 Narrabeen Lagoon – Creating a sustainable catchment project	On Schedule	18%	30/06/2009	
<b>PROGRESS COMMENTS</b> This project is a 3 year project and is currently on schedule. The bush regeneration works were commenced in August in the Middle Creek catchment. Spotlight walk was also conducted during this quarter on five occasions commencing on 6 June 2008.				






## Natural Environment Service

### Capital Works



 Actions at least 90% of target

 Between 70 and 90% of Action target achieved

 Less than 70% of Action target achieved


ACTION	STATUS	% COMP	COMP DATE	ORIGINAL BUDGET	ANNUAL BUDGET	YTD ACTUAL	FORECAST	PROGRESS
1.1.2.1 Emergency Stormwater Repairs CR2307	Not Started	0%	30/06/2009	\$150,000	\$150,000	\$0	\$150,000	
<b>PROGRESS COMMENTS</b> This is a reactive program which manages critical issues as they arise. No expenditure to date.								
1.1.2.3 21 Ryan Place, Beacon Hill - Upgrade of existing under capacity stormwater network CR2301	On Schedule	10%	30/06/2011	\$300,000	\$300,000	\$0	\$300,000	
<b>PROGRESS COMMENTS</b> There have been delays due to Council's existing project methodology and procurement format -which are both under review. Additional resources are required (and being progressed) to project manage 21 Ryan Place and DY CBD. Major elements being completed are the engagement of project management and construction contractors which is expected to be completed by early 2009. The initial cost estimate will be reviewed by Quantity Surveyor to include provisional items - relocations, resurfacing roadways, intersection design, and project management services. Construction scheduled for commencement in fourth quarter.								
1.1.2.4 Dee Why CBD - Stage 1 Design CR2302	On Schedule	5%	30/06/2009	\$100,000	\$100,000	\$0	\$100,000	
<b>PROGRESS COMMENTS</b> Project management resource needs have been identified following a preliminary risk analysis of the project management model options. The process of securing the resourcing is currently underway to ensure Stage 1 can commence this financial year.								
1.1.2.5 Dee Why CBD - Stage 2A Construction – CN2303	Not Started	0%	30/06/2009	\$1,645,000	\$1,645,000	\$0	\$1,645,000	
<b>PROGRESS COMMENTS</b> No construction is expected until early 2010. Majority of activity this financial year will be the completion of detailed designs and commencement of major contracts for the work as outlined in 1.1.2.4.								
1.1.2.6 Pit and Pipe upgrades / replacements (Various locations) – CR2304	Not Started	0%	30/06/2009	\$60,000	\$60,000	\$0	\$60,000	
<b>PROGRESS COMMENTS</b> This is a reactive program which manages critical issues as they arise. No expenditure has been incurred to date.								

ACTION	STATUS	% COMP	COMP DATE	ORIGINAL BUDGET	ANNUAL BUDGET	YTD ACTUAL	FORECAST	PROGRESS
1.1.2.7 Fielding St, Collaroy - Stormwater upgrade: Upgrade of under capacity pipeline (Design Only) – CR2305	Not Started	0%	30/06/2009	\$40,000	\$40,000	\$0	\$40,000	
<b>PROGRESS COMMENTS</b> The project not expected to commence until second quarter.								
1.1.2.8 Collaroy Stormwater Outlet - Replacement of failed box culvert components – CR2306, CR1048	Not Started	0%	30/06/2009	\$903,505	\$903,505	\$0	\$903,505	
<b>PROGRESS COMMENTS</b> Tenders have been assessed for the construction works and will be reported to Council on 21 October 2008.								
1.1.2.9 Garie Place, Frenchs Forest - Stormwater Upgrade – CR2307	Not Started	0%	30/06/2009	\$158,041	\$158,041	\$0	\$158,041	
<b>PROGRESS COMMENTS</b> Project not expected to commence until second quarter.								
1.1.2.10 Carrington Parade, South Curl Curl - Stormwater upgrade – CR2308	Not Started	0%	30/06/2009	\$70,000	\$70,000	\$0	\$70,000	
<b>PROGRESS COMMENTS</b> Project not expected to commence until second quarter.								
1.1.2.2 Beach Road, Collaroy- Replace failed pipeline CR1051	On Schedule	95%	30/06/2009	\$128,204	\$128,204	\$113,748	\$128,204	
<b>PROGRESS COMMENTS</b> Practical completion achieved. Awaiting works as executed drawings, it is anticipated that they will be provided to Council by November 08.								
1.1.1.4 Establish a propagation nursery at Manly Dam – CN1072	Complete	100%	30/9/2008	\$13,512	\$13,512	\$0	\$13,512	
<b>PROGRESS COMMENTS</b> The works on the new propagation nursery at Manly Dam were completed in July and final invoices are still to be processed								
3.4.1.5 Brickpit Project – CN1553	Complete	100%	30/9/2008	\$21,077	\$21,077	\$0	\$21,077	
<b>PROGRESS COMMENTS</b> The works were complete in July and final invoices are still to be processed.								
3.4.1.1 5, 6, 7 and 8 Jenkins Street Collaroy – CR1045	Complete	100%	7/7/2008	\$37,921	\$37,921	\$0	\$37,921	
<b>PROGRESS COMMENTS</b> This project was carried forward from 2007/2008. Stage 1 reached practical completion on 7 July 2008 and final invoices are still to be processed.								
3.4.1.2 Alfred Street Brookvale replace failed pipeline – CR1047	Complete	100%	18/8/2008	\$106,450	\$106,450	\$0	\$106,450	
<b>PROGRESS COMMENTS</b>								

ACTION	STATUS	% COMP	COMP DATE	ORIGINAL BUDGET	ANNUAL BUDGET	YTD ACTUAL	FORECAST	PROGRESS
Practical completion of these works was reached on 23 June 2008 and final invoices are still to be processed. Works as executed drawing details were received on 18 August 2008. This project was carried forward from 2007/2008.								
3.4.1.3 Raffo Lane Harbord, hydraulic analysis, design and preparation of construction drawings and specifications – CR1050	On Schedule	90%	30/06/2009	\$6,200	\$6,200	\$0	\$6,200	
<b>PROGRESS COMMENTS</b> This project is experiencing problems with the design provided by the consultant which may impact future progress. Staff have been meeting with the consultant to try and resolve the outstanding service location and design issues. It is anticipated that the forecast may change due to anticipated additional service locating. This project was carried forward from 2007/2008								
3.4.1.4 Griffen Road Curl Curl – CR1053	On Schedule	90%	30/06/2009	\$3,526	\$3,526	\$0	\$3,526	
<b>PROGRESS COMMENTS</b> A consultant is currently undertaking additional service locating and finalising design. The anticipated completion date is early February 2009. It is anticipated that the forecast may change due to anticipated additional services locating. This project was carried forward from 2007/2008								

## Parks, Reserves & Foreshores Service




### Key Performance Indicators




KPI	Comment	Unit	Target	Actual	Indicator
Residents satisfaction with bike paths, walking trails and tracks	This measure will be reported in the June quarter only	Mean Score <sup>7</sup>	6.16	N/A	
Residents satisfaction with management of street trees	This measure will be reported in the June quarter only	Mean Score <sup>6</sup>	5.45	N/A	
Residents satisfaction with maintenance of beaches and rock pools	This measure will be reported in the June quarter only	Mean Score <sup>6</sup>	7.21	N/A	
Residents satisfaction with Brookvale Oval	This measure will be reported in the June quarter only	Mean Score <sup>6</sup>	5.47	N/A	
Residents satisfaction with sporting fields and amenities	This measure will be reported in the June quarter only	Mean Score <sup>6</sup>	6.54	N/A	
Residents satisfaction with parks and recreation areas including playgrounds	This measure will be reported in the June quarter only	Mean Score <sup>6</sup>	6.84	N/A	
Residents satisfaction with managing the impact of visitors to the area	This measure will be reported in the June quarter only	Mean Score <sup>6</sup>	6.07	N/A	
Scheduled projects completed	Two actions were scheduled to be completed this quarter and were delivered	%	95	100	
% of correspondence responded to within 10 working days	Reporting on this measure will not commence until the March quarter	%	95	N/A	

<sup>7</sup> Target and actual is the mean score out 10 achieved in the annual Community Survey, the higher the score the greater the level of satisfaction

## Parks, Reserves & Foreshores Service


### Key Initiatives


-  Actions at least 90% of target
-  Between 70 and 90% of Action target achieved
-  Less than 70% of Action target achieved


ACTION	STATUS	% COMP	COMP DATE	PROGRESS
3.1.1.19 Implement 'Keeping our Dam alive' initiative	On Schedule	95%	30/11/2008	
<b>PROGRESS COMMENTS</b> This was a 3 year initiative involving extensive bushland regeneration works at Manly Dam. This project is due to be completed by 30 November 2008. Bushland maintenance works at Manly Dam will then continue to maintain the improved standard of bushland achieved.				
3.1.1.23 Prioritise upgrades of play equipment to Australian Standards in accordance with Councils adopted playground strategy and prepare annual works program and implement	Not Started	0%	30/06/2009	
<b>PROGRESS COMMENTS</b> Tender documentation is currently being prepared for 5 neighbourhood playground upgrades at Tulich Reserve Dee Why, Maitland Reserve Davidson, Princess Mary Reserve Beacon Hill, Cooksey Reserve Freshwater, and Springvale Reserve Frenchs Forest. Construction planned to commence in March 2009.				
3.1.1.24 Promote Brookvale Oval as a venue for the community	Not Started	0%	30/06/2009	
<b>PROGRESS COMMENTS</b> Web-based information is being developed to promote sportsgrounds to the community, including Brookvale Oval. The web based information is expected to be available in October.				







## Parks, Reserves & Foreshores Service

### Capital Works

 Actions at least 90% of target

 Between 70 and 90% of Action target achieved

 Less than 70% of Action target achieved

ACTION	STATUS	% COMP	COMP DATE	ORIGINAL BUDGET	ANNUAL BUDGET	YTD ACTUAL	FORECAST	PROGRESS
2.1.4.1 Sporting Clubs Capital Improvements Fund - CN2204	On Schedule	30%	30/06/2009	\$250,000	\$250,000	\$0	\$250,000	
<b>PROGRESS COMMENTS</b> Applications for capital assistance grants closed on 1 September 2008 and seven applications were received. Council agreed to allocate \$175,867 for projects sponsored by six clubs on 9 September 2008. The funds will be released to the clubs once the expenditure is incurred. Council will look at readvertising the balance of funds in early December.								
3.1.1.1 Manly Dam Improvements – CN1091, CN2200	On Schedule	10%	30/06/2009	\$125,000	\$125,000	\$0	\$125,000	
<b>PROGRESS COMMENTS</b> Commenced concept design and preliminary quotes for a footpath, boardwalks, sunshade over playground equipment and three new picnic shelters. Construction due to commence on picnic shelters and shade structures prior to Christmas. Other works are due for completion by 30 June 2009. This budget includes \$10,000 works in progress funding from 2007/2008 which is now recognised.								
3.1.1.2 Cromer Park Amenity - CR1070, CN1075	On Schedule	80%	31/10/2008	\$40,000	\$40,000	\$393	\$40,000	
<b>PROGRESS COMMENTS</b> Design and specification completed in June 2008. Preferred contractor selected to commence works after football final series in September 2008. Contractor commencement meeting due in October 2008. This budget includes \$10,000 works in progress funding from 2007/2008 which is now recognised.								
3.1.1.3 David Thomas Reserve, Manly Vale - Amenity Replacement (stage 2) - CR1545	On Schedule	10%	1/03/2009	\$531,914	\$531,914	\$10,832	\$633,643	
<b>PROGRESS COMMENTS</b> The construction certificate has been obtained. Tender documentation finalised and request for tender due in October 2008. Council Tender report due for Council Meeting on 11 November 2008 with the construction due to commence in December 2008.								
3.1.1.4 Nolans and Passmore Reserves lighting, drainage and amenities – Design - CN2205	On Schedule	10%	30/06/2009	\$90,000	\$90,000	\$0	\$90,000	
<b>PROGRESS COMMENTS</b> Master plan currently in progress and due to be completed in October 2008. Consultation with sporting clubs, Manly Lagoon Committee and residents has commenced.								
3.1.1.5 Netball – Construction - CN2221	Behind Schedule	5%	30/06/2009	\$3,800,000	\$3,800,000	\$0	\$3,800,000	

ACTION	STATUS	% COMP	COMP DATE	ORIGINAL BUDGET	ANNUAL BUDGET	YTD ACTUAL	FORECAST	PROGRESS
<b>PROGRESS COMMENTS</b> Council voted on 14 October 2008 to cease tender of 10 hard courts at John Fisher Park. Council is currently looking at a number of sites. A community meeting is due to be held on 1 December 2008.								
3.1.1.6 Weldon Oval, South Curl Curl - CR2207	On Schedule	5%	31/07/2009	\$1,750,000	\$1,750,000	\$0	\$1,750,000	
<b>PROGRESS COMMENTS</b> Design and development application approved in July. Construction Certificate and tender documentation currently being prepared, with the Request for Tender to be developed in December 2008.								
3.1.1.7 John Fisher Park DA plus rectification works – design - CN2208	On Schedule	40%	30/06/2009	\$100,000	\$100,000	\$9,528	\$100,000	
<b>PROGRESS COMMENTS</b> This project is for site rectification works only at John Fisher Park. Works have commenced following conclusion of Netball season								
3.1.1.8 Minor rectification of Sportsfields - rectification sites - CN2209	On Schedule	25%	30/06/2009	\$100,000	\$100,000	\$0	\$100,000	
<b>PROGRESS COMMENTS</b> Sportsfield assessments have been completed and works have commenced in September and due for completion in December 2008. Further assessments are due to be completed after the summer season in April 2009.								
3.1.1.9 Floodlighting Improvement Program (15 year program) year 1 - CN2214	On Schedule	5%	30/06/2009	\$100,000	\$100,000	\$1,673	\$100,000	
<b>PROGRESS COMMENTS</b> Lighting control options have been investigated at Cromer Park. Sub-regional sportsground lighting diagram prepared for Weldon Oval at Curl Curl. Review of suppliers for the remote control monitoring system due to commence in October 2008.								
3.1.1.10 Embellish Innes Road Properties at Manly Vale – CN2215	On Schedule	10%	30/06/2009	\$325,000	\$325,000	\$7,140	\$325,000	
<b>PROGRESS COMMENTS</b> This project involves providing play facilities and seating in the vicinity of the Manly Vale Community Centre. The Design brief was completed in August 2008 and the preferred design consultant has been appointed. A Community Information Day is scheduled for October 2008.								
3.1.1.11 Playground Improvement Program (Yearly) year 3 - CN1080, CN2216	On Schedule	5%	30/06/2009	\$605,531	\$605,531	\$34,649	\$605,531	
<b>PROGRESS COMMENTS</b> Tender documentation for proposed neighbourhood playground upgrades at Tulich Reserve Dee Why, Maitland Reserve Davidson, Princess Mary Reserve Beacon Hill, Cooksey Reserve Freshwater, Springvale Reserve Frenchs Forest, is currently being prepared. Construction is planned to commence in March 2009. This budget includes \$155,531 works in progress from 2007/08 which is now recognised.								
3.1.1.12 Water Supply Irrigation Program (10 Year) year 3 – CN2217	On Schedule	5%	30/06/2009	\$100,000	\$100,000	\$0	\$100,000	
<b>PROGRESS COMMENTS</b> This project involves installing an irrigation system at Abbott Rd sportsgrounds and water storage tanks at Brookvale Oval and Forestville Oval. Tender documentation for the irrigation								



ACTION	STATUS	% COMP	COMP DATE	ORIGINAL BUDGET	ANNUAL BUDGET	YTD ACTUAL	FORECAST	PROGRESS
system is complete and remaining documentation for the water storage tanks is currently being finalised. Request for Tender due in December 2008.								
3.1.1.13 Dee Why Beach – Replace damaged timber lifeguard platform – CR2218	On Schedule	30%	31/12/2008	\$130,000	\$130,000	\$7,425	\$130,000	
<b>PROGRESS COMMENTS</b> Detailed design and specification has been completed. Evaluation of tenders has been completed. Construction due to commence in November 2008.								
3.1.1.14 Extend and repair Fisherman's Beach boat ramp to minimise boat trailer incidents – CR2219	Behind Schedule	5%	30/06/2009	\$120,000	\$120,000	\$2,583	\$120,000	
<b>PROGRESS COMMENTS</b> Options report has been completed in August 2008. Consultation with NSW fisheries and Warringah Anglers Club undertaken. Grant application with NSW Maritime Services has been lodged on 8 August 2008. Works dependent on grant application being successful. Geo-tech investigation scheduled for October 2008 for detailed design.								
3.1.1.15 Lionel Watts car park - Re-surface car park, improve drainage and replace vehicle barriers Stage 1 design – CR2220	On Schedule	5%	30/06/2009	\$30,000	\$30,000	\$0	\$30,000	
<b>PROGRESS COMMENTS</b> This involves a design component only for 2008-2009. Traffic count for car park has been completed. Scope of work is being developed. Design component due to commence by February 2009.								
3.1.2.1 Allenby Park track and trail works - CN2202	Behind Schedule	0%	30/06/2009	\$90,000	\$90,000	\$0	\$90,000	
<b>PROGRESS COMMENTS</b> This project is being reconsidered.								
3.1.2.2 Critical safety issues as identified in the Manly Dam Mountain Bike Report - CR2203	Not Started	0%	30/06/2009	\$50,000	\$50,000	\$0	\$50,000	
<b>PROGRESS COMMENTS</b> Funding will be spent on signage and entry kiosks and track upgrades. Project is at investigation, concept design and quoting stage with some works due to commence in October.								
3.1.2.3 South Curl Curl Beach Access Ramp - CN1089	On Schedule	90%	31/12/2009	\$241,279	\$241,279	\$190,000	\$341,279	
<b>PROGRESS COMMENTS</b> The access ramp has been constructed, and hand rails are due to be installed by 30 November 2008. \$100,000 additional funding is required from the Beach Parking Reserve to complete the required works as tenders received exceeded original cost estimates, due to unforeseen construction issues.								
3.1.2.4 Long Reef Headland – path - CN2210	On Schedule	5%	30/06/2009	\$180,000	\$180,000	\$0	\$180,000	
<b>PROGRESS COMMENTS</b> Concept plan has been completed for consultation with Long Reef Coastcare. Review of suitable boardwalk materials is due to be completed in October 2008. Construction planned to commence in March 2009.								
3.1.2.5 John Fisher Park – path - CN2211	Behind	0%	30/06/2009	\$50,875	\$50,875	\$0	\$50,875	

ACTION	STATUS	% COMP	COMP DATE	ORIGINAL BUDGET	ANNUAL BUDGET	YTD ACTUAL	FORECAST	PROGRESS
	Schedule							
<b>PROGRESS COMMENTS</b>								
Currently planning for community consultation with the John Fisher Park Committee.								
3.1.2.6 Jamieson Park – path - CN2212	On Schedule	10%	30/06/2009	\$120,000	\$120,000	\$0	\$120,000	
<b>PROGRESS COMMENTS</b>								
Concept plan has been completed. Aboriginal heritage issues on site to be resolved through further consultation in October 2008, and scope of works may need to be altered.								
3.1.2.7 Coastal Walkway Collaroy Stairs - CN2213	On Schedule	15%	30/06/2009	\$60,000	\$60,000	\$0	\$150,000	
<b>PROGRESS COMMENTS</b>								
Community consultation has been completed in August 2008. Re-design completed in September 2008. Tender documents and specification to be finalised in November 2008. This project is funded from S94A, and the S94A Plan provides \$150,000 for the completion of this section of the Coastal Walkway. The forecast has been amended consistent with the Plan.								
3.2.3.1 Street tree planting town centres - CN2201	Behind Schedule	0%	30/06/2009	\$220,000	\$220,000	\$0	\$220,000	
<b>PROGRESS COMMENTS</b>								
The draft street tree planting master plan is due to be reported to Council on 11 November 2008 to allow for commencement of public consultation. The master plan is due for adoption at the February Council meeting and planting will then commence across some commercial centres.								
3.1.1.7 Brookvale Oval – Redevelopment – CN1552	On Schedule	15%	30/06/2009	\$1,000,000	\$1,000,000	\$47,500	\$1,000,000	
<b>PROGRESS COMMENTS</b>								
3.1.1.25 Re-topping Dee Why Rock Pool – CR1088	Complete	100%	30/9/2008	\$60,000	\$60,000	\$0	\$60,000	
<b>PROGRESS COMMENTS</b>								
Works completed and final invoices to be processed. This budget consists of works in progress funds from 2007/2008								
3.1.1.26 Design and development application for Weldon Oval, Adam Street Curl Curl – CR1346	Complete	100%	30/09/2008	\$23,781	\$23,781	\$0	\$23,781	
<b>PROGRESS COMMENTS</b>								
Works completed and final invoices to be processed.								
3.1.1.27 Design and development application for Old Rueb Hudson Oval, Abbot Road Curl Curl – CR1519	On Schedule	50%	30/06/2009	\$10,433	\$10,433	\$0	\$10,433	
<b>PROGRESS COMMENTS</b>								
Conceptual design has been completed. Consultation currently in progress with sporting user groups. Development application to be lodged by February 2009.								
3.1.1.28 Forestville Oval – CR1517	On Schedule	10%	30/06/2009	\$10,354	\$10,354	\$0	\$10,354	

ACTION	STATUS	% COMP	COMP DATE	ORIGINAL BUDGET	ANNUAL BUDGET	YTD ACTUAL	FORECAST	PROGRESS
<p><b>PROGRESS COMMENTS</b>            The concept plan has been completed for Forestville Oval rectification groups. Consultation with sporting groups will commence in October</p>								

## Roads, Traffic & Waste Service


### Key Performance Indicators


KPI	Comment	Unit	Target	Actual	Indicator
Residents satisfaction with Provision of street lighting	This measure will be reported in the June quarter only	Mean Score <sup>8</sup>	6.55	N/A	
Residents satisfaction with Bike paths, walking trails and tracks	This measure will be reported in the June quarter only	Mean Score <sup>7</sup>	6.16	N/A	
Residents satisfaction with Bus shelters	This measure will be reported in the June quarter only	Mean Score <sup>7</sup>	5.95	N/A	
Residents satisfaction with Maintaining local roads	This measure will be reported in the June quarter only	Mean Score <sup>7</sup>	5.65	N/A	
Residents satisfaction with Footpaths	This measure will be reported in the June quarter only	Mean Score <sup>7</sup>	5.58	N/A	
Residents satisfaction with Provision of car parking	This measure will be reported in the June quarter only	Mean Score <sup>7</sup>	5.37	N/A	
Residents satisfaction with Traffic management	This measure will be reported in the June quarter only	Mean Score <sup>7</sup>	5.24	N/A	
Residents satisfaction with Household waste collection	This measure will be reported in the June quarter only	Mean Score <sup>7</sup>	7.81	N/A	
Residents satisfaction with Household bulky items clean ups	This measure will be reported in the June quarter only	Mean Score <sup>7</sup>	6.87	N/A	
Residents satisfaction with Cleaning of public areas	This measure will be reported in the June quarter only	Mean Score <sup>7</sup>	6.45	N/A	
Residents satisfaction with Cleaning of streets	This measure will be reported in the June quarter only	Mean Score <sup>7</sup>	6.31	N/A	
Kilos of waste produced per capita	During the quarter Warringah residents produced 56.2 kg of landfill per person and we recycled 58.2 kg of waste per person. This is consistent with the same quarter last year	kg	56.7	56.2	
% of recyclables going to landfill	This measure will be reported in the June quarter only.	%	15	N/A	
Average road pavement condition rating	This measure will be reported in the June quarter only			N/A	
Scheduled projects completed	One action was to be completed this quarter and was delivered	%	95	100	
% of correspondence responded to within 10 working days	Reporting on this measure will not commence until the March quarter	%	95	N/A	


<sup>8</sup> Target and actual is the mean score out 10 achieved in the annual Community Survey, the higher the score the greater the level of satisfaction




## Roads, Traffic & Waste Service

### Key Initiatives

 Actions at least 90% of target


 Between 70 and 90% of Action target achieved


 Less than 70% of Action target achieved


ACTION	STATUS	% COMP	COMP DATE	PROGRESS
2.1.5.1 Introduce a rapid response to dumped material in medium density areas	On Schedule	25%	30/06/2009	
<b>PROGRESS COMMENTS</b> This was a program aimed at reducing the amount of time General Clean Up Rubbish is left out in the Dee Why area around scheduled Clean Up times. The next Schedule Clean up in the area is end of October / November, and again next May. Consultation with the contractor has occurred to reduce the time that material is left on the nature strip. A letterbox drop is also scheduled to notify residents of their obligations.				
3.4.1.2 Contribute to implementation of a three year Asset Management Improvement Strategy	On Schedule	25%	30/06/2009	
<b>PROGRESS COMMENTS</b> Roads Traffic and Waste have been involved with the corporate development of the Works and Asset system and have also attended two (2) workshops on the Asset Management Improvement Strategy.				
3.4.1.16 Trial Graffiti Program	On Schedule	15%	30/06/2009	
<b>PROGRESS COMMENTS</b> Graffiti contractor appointed and to commence on 1 October. Part of the initiative includes the removal of graffiti from Council assets and private property structures that abut Council land.				








## Roads, Traffic & Waste Service

### Capital Works







 Actions at least 90% of target



 Between 70 and 90% of Action target achieved

 Less than 70% of Action target achieved

ACTION	STATUS	% COMP	COMP DATE	ORIGINAL BUDGET	ANNUAL BUDGET	YTD ACTUAL	FORECAST	PROGRESS
3.2.4.1 Freshwater Village Town Centre upgrade – CR1037	On Schedule	9%	30/06/2009	\$3,135,872	\$3,135,872	\$0	\$3,135,872	
<b>PROGRESS COMMENTS</b> Tenders have closed and are currently being evaluated by the Civil Projects & Contracts Team								
3.2.4.2 Balgowlah Town Centre upgrade renewal works – CR1038	On Schedule	95%	30/10/2008	\$87,000	\$87,000	\$70,257	\$87,000	
<b>PROGRESS COMMENTS</b> Majority of work complete. Installation of street furniture scheduled for October 2008.								
3.2.4.3 Balgowlah Town Centre upgrade new works – CN1039	On Schedule	95%	30/10/2008	\$20,000	\$20,000	\$20,000	\$20,000	
<b>PROGRESS COMMENTS</b> This action relates to item 3.2.4.2. Street Furniture scheduled for October 2008.								
3.3.1.1 Path renewal - CR2103	On Schedule	5%	30/06/2009	\$450,000	\$450,000	\$18,200	\$450,000	
<b>PROGRESS COMMENTS</b> Scope of work for each location on priority list is being refined ready for issue to civil works contractor.								
3.3.1.2 Path new – CN2104	On Schedule	5%	30/06/2009	\$150,000	\$150,000	\$0	\$150,000	
<b>PROGRESS COMMENTS</b> Program commenced in August 2008. Path in Ryrie Ave, Cromer completed in September 2008.								
3.3.3.1 Bus Shelter Pittwater Road – CN1327	On Schedule	10%	30/06/2009	\$45,129	\$45,129	\$0	\$45,129	
<b>PROGRESS COMMENTS</b> Awaiting manufacture of shelters. Anticipated shelter delivery November 2008 and the installation programmed for February 2009.								
3.3.3.2 New Bus Shelters CN1036	On Schedule	14%	30/06/2009	\$256,000	\$256,000	\$10,000	\$256,000	
<b>PROGRESS COMMENTS</b> Tenders awarded for manufacture and installation of shelters. Prototype pending Council approval. Civil Projects and Contracts working with contractors to progress installations.								

ACTION	STATUS	% COMP	COMP DATE	ORIGINAL BUDGET	ANNUAL BUDGET	YTD ACTUAL	FORECAST	PROGRESS
3.3.3.3 New Bus Shelters – CN2105	On Schedule	5%	30/06/2009	\$550,000	\$550,000	\$0	\$550,000	
<b>PROGRESS COMMENTS</b> Consultation for new shelters based on priority list is programmed for November 2008.								
3.3.4.1 Resheeting roads – CR2100	On Schedule	10%	30/06/2009	\$3,103,691	\$3,103,691	\$76,554	\$3,022,691	
<b>PROGRESS COMMENTS</b> Scope of work for each location complete. Work program issued to road works contractor for commencement 8 October 2008, weather permitting.								
3.3.4.2 Upgrade Griffin Road Bridge North Curl Curl – CR1015 CR1541	On Schedule	50%	30/06/2009	\$268,190	\$268,190	\$51,225	\$349,190	
<b>PROGRESS COMMENTS</b> Work in progress. Variation to budget proposed as part of September quarterly review.								
3.3.4.3 Kerb and Guttering renewal – CR2101	On Schedule	10%	30/06/2009	\$180,000	\$180,000	\$0	\$180,000	
<b>PROGRESS COMMENTS</b> Scope of work for each location on priority list is being refined ready for issue to civil works contractor.								
3.3.4.4 Car park renewal – CR2102	On Schedule	10%	30/06/2009	\$220,000	\$220,000	\$0	\$220,000	
<b>PROGRESS COMMENTS</b> Scope of work complete for each location on priority list. Ready for issue to road works contractor.								
3.3.4.5 The Drive – retaining wall – CR1434	On Schedule	10%	30/06/2009	\$262,025	\$262,025	\$5,040	\$262,025	
<b>PROGRESS COMMENTS</b> Tender awarded to contractor. Civil Projects and Contracts awaiting construction program from contractor.								
3.3.4.6 The Esplanade Narrabeen – retaining wall – CR1498	On Schedule	10%	30/06/2009	\$377,622	\$377,622	\$20,000	\$377,622	
<b>PROGRESS COMMENTS</b> Tender awarded. Awaiting public utility relocations and manufacture of retaining wall elements.								
3.3.4.7 Sloan Crescent, Manly Vale, retaining wall – CR1064	Complete	100%	30/9/2008	\$77,000	\$77,000	\$62,827	\$77,000	
<b>PROGRESS COMMENTS</b> Project completed 4 July 2008.								
3.3.4.8 Retaining wall renewal program 2008-2009 – CR2106	On Schedule	10%	30/06/2009	\$230,000	\$230,000	\$0	\$230,000	
<b>PROGRESS COMMENTS</b> Project scoped. Tender documents to be prepared for Condamine Street works.								
3.3.4.9 Construct car park at Frank Beckman Reserve – CN2107	Behind Schedule	5%	30/06/2009	\$50,000	\$50,000	\$0	\$50,000	
<b>PROGRESS COMMENTS</b>								

ACTION	STATUS	% COMP	COMP DATE	ORIGINAL BUDGET	ANNUAL BUDGET	YTD ACTUAL	FORECAST	PROGRESS
Survey plan prepared. Proposed car park extension will need to take account of endangered/ protected flora-Grevillia Caley in the area. The flora area has been fenced off. Further investigation required.								
3.3.4.10 Wombat Crossing at Belrose School Ralston Ave – CN2108	On Schedule	25%	30/06/2009	\$40,000	\$40,000	\$0	\$40,000	
<b>PROGRESS COMMENTS</b> The proposal was placed on public exhibition on Council's web site and the Customer Service Centre at the Civic Centre Dee Why. Covering letter and concept plan inviting comments also sent to local residents. Comments closed 8 September 2008. Assessing submissions.								
3.3.4.11 Traffic Calming Stage 2, Roundabout at Allambie Rd and Lyly Rd, painted islands and turning lanes – CN2109	On Schedule	25%	30/06/2009	\$90,000	\$90,000	\$0	\$90,000	
<b>PROGRESS COMMENTS</b> The proposal was placed on public exhibition on Council's web site and the Customer Service Centre at the Civic Centre Dee Why. Covering letter and concept plan inviting comments also sent to local residents. Comments closed 8 September 2008. Assessing submissions.								
3.3.4.12 Median Island and Bus Bay opposite Willandra retirement Village, Willandra Road – CN2110	On Schedule	25%	30/06/2009	\$70,000	\$70,000	\$477	\$70,000	
<b>PROGRESS COMMENTS</b> The proposal was placed on public exhibition on Council's web site and the Customer Service Centre at the Civic Centre Dee Why. Covering letter and concept plan inviting comments also sent to local residents. Comments closed 8 September 2008. Assessing submissions.								
3.3.4.13 Widen Splitter Island (East of Inglebar Road) on Allambie Road – CN2111	On Schedule	25%	30/06/2009	\$18,000	\$18,000	\$0	\$18,000	
<b>PROGRESS COMMENTS</b> The proposal was placed on public exhibition on Council's web site and the Customer Service Centre at the Civic Centre Dee Why. Covering letter and concept plan inviting comments also sent to local residents. Comments closed 8 September 2008. Assessing submissions.								
3.3.4.14 Road Narrowing at Children Crossing Cotentin Road – CN2112	On Schedule	25%	30/06/2009	\$15,000	\$15,000	\$0	\$15,000	
<b>PROGRESS COMMENTS</b> The proposal was placed on public exhibition on Council's web site and customer service centre Civic Centre Dee Why. Covering letter and concept plan inviting comments also sent to local residents. Comments closed 8 September 2008 and submissions are being assessed.								
3.3.4.15 Implementation of Warringah Bike Plan-Starkey Street and Melwood Ave widen existing path for to create a shared pedestrian/bike path – CN2113	Delayed	0%	30/06/2009	\$80,000	\$80,000	\$0	\$0	
<b>PROGRESS COMMENTS</b> This project is 50/50 funded with the RTA. Grant funding from the Roads and Traffic Authority (RTA) was not received and the project will be deferred to 2009/2010. However, the RTA has approved funds for a Wombat Crossing in Woodbine Street that was scheduled for 2009/2010. The estimated value of the Wombat Crossing is \$40,000 and requires part funding from Council; it is proposed that the funds be reallocated for this project as part of the September quarterly review.								

ACTION	STATUS	% COMP	COMP DATE	ORIGINAL BUDGET	ANNUAL BUDGET	YTD ACTUAL	FORECAST	PROGRESS
3.3.4.16 Roundabout at Pringle Ave/Ralston Avenue – CN2115	On Schedule	25%	30/06/2009	\$15,000	\$15,000	\$0	\$15,000	
<p><b>PROGRESS COMMENTS</b>  The proposal was placed on public exhibition on Council's web site and the Customer Service Centre at the Civic Centre Dee Why. Covering letter and concept plan inviting comments also sent to local residents. Comments closed 8 September 2008. Assessing submissions.</p>								
3.3.4.17 Pedestrian Crossing and Splitter Island adjustment (Wakehurst Public School) Pringle Ave, Belrose – CN2114	On Schedule	25%	30/06/2009	\$50,000	\$50,000	\$0	\$50,000	
<p><b>PROGRESS COMMENTS</b>  The proposal was placed on public exhibition on Council's web site and the Customer Service Centre at the Civic Centre Dee Why. Covering letter and concept plan inviting comments also sent to local residents. Comments closed 8 September 2008. Assessing submissions.</p>								

## Strategic Planning




### Key Performance Indicators







KPI	Comment	Unit	Target	Actual	Indicator
Residents satisfaction with managing commercial development	This measure will be reported in the June quarter only	Mean Score <sup>9</sup>	5.26	N/A	
Residents satisfaction with managing residential development	This measure will be reported in the June quarter only	Mean Score <sup>8</sup>	5.31	N/A	
Average age of environmental planning instruments	This measure will be reported in the June quarter only	Years	3	N/A	
% of development appeals where Council's decision is upheld	This measure will be reported in the June quarter only	%	80	N/A	
Scheduled projects completed	No actions were scheduled to be completed this quarter	%	95	N/A	
% of correspondence responded to within 10 working days	Reporting on this measure will not commence until the March quarter	%	95	N/A	

<sup>9</sup> Target and actual is the mean score out 10 achieved in the annual Community Survey, the higher the score the greater the level of satisfaction

# Strategic Planning

## Key Initiatives

-  Actions at least 90% of target
-  Between 70 and 90% of Action target achieved
-  Less than 70% of Action target achieved

ACTION	STATUS	% COMP	COMP DATE	PROGRESS
3.2.3.1 New Local Environmental Plan for Dee Why town centre	On Schedule	95%	30/06/2009	
<b>PROGRESS COMMENTS</b> Draft LEP completed and submitted to the Minister for Planning for gazettal. Awaiting signoff for project to be complete				
3.2.3.2 Comprehensive Local Environment Plan in line with Department of Planning model template	On Schedule	80%	30/06/2009	
<b>PROGRESS COMMENTS</b> Draft LEP submitted to the Department of Planning for certification to exhibit under Section 65 of the Environmental Planning and Assessment Act. This was completed in April 2008. Ongoing negotiations with issues underway. Current disagreement between Council and Department on position of certain zones. Revised details to be submitted in October 2008				
3.2.3.3 Centres work – Plan to cater for increased dwelling targets as part of Department of Planning sub-regional plan	On Schedule	20%	30/06/2009	
<b>PROGRESS COMMENTS</b> Report to Council completed, project plan complete in September 2008 and detailed work plan commenced				
3.2.3.4 Brookvale Employment Lands study to determine the long term nature of Brookvale employment area	On Schedule	70%	30/06/2009	
<b>PROGRESS COMMENTS</b> Issues Paper complete, survey of land use to be completed in September 2008. Traffic Modeling for Warringah Mall underway Pre-lodgment meeting for Master Plan of Warringah Mall in October Employment lands survey 60% complete				
3.2.3.5 Section 149 Certificates – Updating data sources with a view towards online delivery of Section 149 Planning Certificates (LS3,LS4)	Not Started	0%	30/06/2009	
<b>PROGRESS COMMENTS</b>				
3.2.3.7 Review the Bike Plan (1998)	On Schedule	30%	30/06/2009	
<b>PROGRESS COMMENTS</b> Audit of existing facilities completed and project plan finalised in September 2008				

## Warringah Aquatic Centre


### Key Performance Indicators


KPI	Comment	Unit	Target	Actual	Indicator
Residents satisfaction with Warringah Aquatic Centre	This measure will be reported in the June quarter only	Mean Score <sup>10</sup>	60	N/A	
Expense recovery from Centre operations	This measure will be reported in the June quarter only	%		N/A	
Total visits to Warringah Aquatic Centre	Attendances overall have increased by 12% on same period last year. Casual swims are up by 14%, program attendances by 15% while hirers such as carnivals and pool bookings are down by 20%.	No	69,520	78,152	
Scheduled projects completed	One action was scheduled for completion and was delivered	%	95	100	


<sup>10</sup> Target and actual is the mean score out 10 achieved in the annual Community Survey, the higher the score the greater the level of satisfaction







## Warringah Aquatic Centre

### Key Initiatives

 Actions at least 90% of target


 Between 70 and 90% of Action target achieved


 Less than 70% of Action target achieved


ACTION	STATUS	% COMP	COMP DATE	PROGRESS
1.2.1.1 Reduced total water usage	On Schedule	25%	30/06/2009	
<b>PROGRESS COMMENTS</b> By the end of September 220,000 litres of water had been harvested from the roof of the centre. At this stage it is too early to determine accurately savings in water consumption.				
1.1.3.2 To contain energy consumption at 1.5 million kwh per annum – implementation of energy performance contract recommendations	On Schedule	90%	30/06/2009	
<b>PROGRESS COMMENTS</b> Energy performance contract project improvements now at final stages of installation. This will see a new air recycling system, improvements to the main pumps to reduce energy consumption and the installation of low energy lights				
2.1.4.1 Warringah Aquatic Centre Disability Access Plan Implementation	Delayed	10%	30/06/2009	
<b>PROGRESS COMMENTS</b> The condition audit is under way and due for completion by 30 November 2008. Tender process for Architect due to commence in November 2008				
5.1.1.1 Implementation of three term year to improve level of service delivery and achieve income of \$600,000	Complete	100%	30/9/2008	
<b>PROGRESS COMMENTS</b> A three term year was implemented from July, early indications from customers are positive				
5.1.1.2 Preparation and Implementation of annual assets management plan	On Schedule	80%	30/06/2009	
<b>PROGRESS COMMENTS</b> This is 80% completed in Excel, awaiting the introduction of the new Works and Asset system to finalise the work				
5.1.1.3 Preparation and implementation of 10 year assets management strategy	On Schedule	80%	30/06/2009	
<b>PROGRESS COMMENTS</b> This is 80% completed in Excel, awaiting the introduction of the new Works and Asset system to finalise the work				




## Warringah Aquatic Centre

### Capital Works

 Actions at least 90% of target




 Between 70 and 90% of Action target achieved

 Less than 70% of Action target achieved

ACTION	STATUS	% COMP	COMP DATE	ORIGINAL BUDGET	ANNUAL APPROVE BUDGET	YTD ACTUAL	FORECAST	PROGRESS
1.1.3.1 Implementation of Water Catchment Project – CN1494	On Schedule	90%	30/11/2008	\$26,829	\$26,829	\$0	\$26,829	
<b>PROGRESS COMMENTS</b> Water tanks have been installed to capture water from half the roof surface. By the end of September 220,000 litres of water had been harvested. A further tank will be installed in November to capture water from a further section of the roof and metering will be installed to measure effectiveness of the project								
3.1.1.1 Roof Access and Safety system (design) – CN2500	Delayed	10%	30/12/2009	\$10,000	\$10,000	\$0	\$10,000	
<b>PROGRESS COMMENTS</b> Options for the roof safety system have been invited from Safety Master and Kerrect Group. The latter have provided three options which are being considered for further development and design.								
3.1.1.2 WAC Upgrade - design and construction – CR2501	Not Started	0%	30/06/2009	\$250,000	\$250,000	\$0	\$250,000	
<b>PROGRESS COMMENTS</b> Awaiting outcome from Condition Audit, and WAC Strategy Plan.								

## Corporate Support




### Key Performance Indicators







KPI	Comment	Unit	Target	Actual	Indicator
Residents satisfaction with Condition of public toilets	This measure will be reported in the June quarter only	Mean Score <sup>11</sup>	4.71	N/A	
Residents satisfaction with Community centres	This measure will be reported in the June quarter only	Mean Score <sup>10</sup>	6.55	N/A	
Residents satisfaction with Customer service	This measure will be reported in the June quarter only	Mean Score <sup>10</sup>	6.97	N/A	
% of customer enquiries resolved on first contact	The percentage of customer enquiries resolved on first continues to exceed target.	%	80	92	
% of calls answered within 30 seconds	The service levels are below the target. Performance has improved with training in 'call management' principles and familiarising customer service staff with the new call management system.	%	80	73.5	
No. of visits to Council's website	There were 119, 923 visits to Council's website during the quarter and 555,787 pages were viewed. This is down on the number of website visits in the June quarter.	No.	156,067	119,923	
Scheduled projects completed	Six actions were scheduled for completion and were delivered during the quarter	%	95	100	
% of correspondence responded to within 10 working days	Reporting on this measure will not commence until the March quarter	%	95	N/A	








<sup>11</sup> Target and actual is the mean score out 10 achieved in the annual Community Survey, the higher the score the greater the level of satisfaction

## Corporate Support

### Key Initiatives


-  Actions at least 90% of target
-  Between 70 and 90% of Action target achieved
-  Less than 70% of Action target achieved


ACTION	STATUS	% COMP	COMP DATE	PROGRESS
1.1.2.1 Improve asset knowledge of stormwater/catchment assets	Not Started	0%	30/06/2009	
<b>PROGRESS COMMENTS</b>				
1.1.3.1 Investigate the implementation of Biodiesel and E10 (Lower cost fuel)	Behind Schedule	15%	30/06/2009	
<b>PROGRESS COMMENTS</b> Several local E10 several local Caltex service stations now offer E10 and all fuel cards have been updated to use E10. Monitoring the new Bio Diesel tank being installed at Blacktown Council.				
2.2.6.1 Identification and analysis of commercial or enhanced community opportunities on Council's land and building assets	On Schedule	25%	30/06/2009	
<b>PROGRESS COMMENTS</b> Property identified land for reclassification. Land was recently reclassified and approved by Department of Planning from Community to Operational land. Site identified at Cottage Point for disposal. Property currently reviewing disposal options to maximise highest and best value from sale.				
3.4.1.15 Coordinate the Asset Management Strategy	On Schedule	25%	30/06/2009	
<b>PROGRESS COMMENTS</b> A consultant has been engaged to assist in the preparation of revised Asset Mgt Plans (AMP) using a star rating system. Works continuing on building assets and revised AMP expected in October / November 2008. Surveys being undertaken of users of community facilities, due back end October. The first draft of the star rating for facilities is also due at the end of October.				
5.1.1.1 Review insurance arrangements	Not Started	0%	30/06/2009	
<b>PROGRESS COMMENTS</b> This project will not commence until March				
5.1.2.1 Implement Customer Service Strategy	On Schedule	60%	30/06/2009	
<b>PROGRESS COMMENTS</b>				


ACTION	STATUS	% COMP	COMP DATE	PROGRESS
Several initiatives outlined in the Customer Service Strategy have already been implemented or are well underway.				
5.1.2.2 Review of Sponsorship Policy	On Schedule	50%	30/06/2009	
<b>PROGRESS COMMENTS</b> Policy has been redrafted taking into account ICAC guidelines. The draft Policy was workshopped by staff who seek sponsorship and a number of issues were identified that need to be addressed before the draft policy is reported to Council				
5.1.2.3 Review Media Liaison Policy	On Schedule	75%	30/06/2009	
<b>PROGRESS COMMENTS</b> The review has been completed, the policy replicates an existing operational management standard which was recently updated. The policy needs to be rescinded and will be reported to Council next quarter.				
5.1.3.5 Negotiate a new Council industrial agreement	Behind Schedule	8%	30/06/2009	
<b>PROGRESS COMMENTS</b> Review of Salary System which is part of this project, has commenced. Full project completion date is November 2009. Project delayed - Salary System review on hold until February. Full project will then commence.				
5.1.3.7 Review recruitment and selection process and enhance use of technology	On Schedule	11%	30/06/2009	
<b>PROGRESS COMMENTS</b> The current processes have been flowcharted				
5.1.3.13 Conduct a Salary Structure Review	Behind Schedule	0%	30/06/2009	
<b>PROGRESS COMMENTS</b> Consultant engaged to conduct initial salary structure workshop. However the project has been delayed to be considered in conjunction with the negotiation of a new industrial instrument review.				
5.1.3.14 Develop a Human Resource Strategic Plan	On Schedule	33%	30/06/2009	
<b>PROGRESS COMMENTS</b> Draft Plan has been prepared and is currently being reviewed by the Director Corporate Services before more extensive consultation				
5.2.1.1 Re-establish a Legal Services Panel of external legal firms for the provision of legal advice	Complete	100%	30/9/2008	
<b>PROGRESS COMMENTS</b> A new panel of legal service providers were approved by Council on 22 July 2008				






## Corporate Support

### Capital Works

 Actions at least 90% of target

 Between 70 and 90% of Action target achieved

 Less than 70% of Action target achieved






ACTION	STATUS	% COMP	COMP DATE	ORIGINAL BUDGET	ANNUAL BUDGET	YTD ACTUAL <sup>12</sup>	FORECAST	PROGRESS
1.1.1.1 Rural Fire Service Headquarters - Construction of additional facility Stage 1A and 1B – CN1058 and CN1161	On Schedule	20%	30/06/2009	\$1,462,174	\$1,462,174	\$220,180	\$1,462,174	
<b>PROGRESS COMMENTS</b> The contractor has been appointed and works are expected to be completed by end December 2008								
1.1.1.2 Rural Fire Service Buildings - Duffy Forest kitchen / bathroom renewal – CR2023	On Schedule	5%	30/06/2009	\$30,000	\$30,000	\$0	\$70,000	
<b>PROGRESS COMMENTS</b> Project scoped and quotes to be obtained in October								
1.1.1.3 Rural Fire Service Buildings - Terrey Hills Brigade tanker shed add - Stage 1 DA – CN2024	Complete	100%	30/9/2008	\$5,000	\$5,000	\$0	\$90,000	
<b>PROGRESS COMMENTS</b> The Development Application has been approved and the construction certificate is being obtained. The Rural Fire Service has requested that the construction works schedule for 2009/2010 be brought forward to this financial year. The project is forecast to cost \$90,000 and will be fully funded by the Rural Fire Service.								
2.1.5.1 Earth Leakage and RCD's Circuit Breakers for Buildings that do not have them in the Distribution Boards – CR2005	On Schedule	2%	30/06/2009	\$100,000	\$100,000	\$0	\$100,000	
<b>PROGRESS COMMENTS</b> Project scoped								
2.1.5.2 External waste bin enclosures (4 sites) – CN2006	On Schedule	5%	30/06/2009	\$40,000	\$40,000	\$0	\$40,000	
<b>PROGRESS COMMENTS</b> The sites for bin enclosures is being reviewed, detailed plans will be prepared in November.								

<sup>12</sup> Credit balances reflected in the financials of the Quarterly Report of \$283,909 have not been shown above as these amounts should be re-accrued

ACTION	STATUS	% COMP	COMP DATE	ORIGINAL BUDGET	ANNUAL BUDGET	YTD ACTUAL <sup>12</sup>	FORECAST	PROGRESS
2.1.5.3 Works program from Hazardous Materials Audit Stage 1 (Critical buildings) – CR2007	Not Started	0%	30/06/2009	\$200,000	\$200,000	\$0	\$200,000	
<b>PROGRESS COMMENTS</b> Some projects listed, David Thomas, Duffy Forest RFS other projects need to be defined and scoped								
2.1.5.4 Fire / POPE Works Program Stage 2 – CR1061	On Schedule	10%	30/06/2009	\$820,578	\$820,578	\$15,078	\$820,578	
<b>PROGRESS COMMENTS</b> Works at Glen Street Theatre are being scoped and quoted. A development application has been prepared for North Narrabeen SLSC. Works are programmed for Oxford Falls Peace Park and some minor works have been issued for several community centre sites								
3.1.1.1 Manly-Warringah Golf Club work shed, Require Structural Integrity Test and possible reconstruction, as per Condition Assessment – CR2015	On Schedule	10%	30/06/2009	\$10,000	\$10,000	\$0	\$10,000	
<b>PROGRESS COMMENTS</b> Consultant has been engaged and the report is due November								
3.1.1.2 Dee Why SLSC Roof renewal – CR2016	On Schedule	5%	30/06/2009	\$250,000	\$250,000	\$0	\$250,000	
<b>PROGRESS COMMENTS</b> Quotes to undertake the works are currently being assessed.								
3.1.1.3 Wyatt Ave Tennis Court Renewal – CR2018	On Schedule	5%	30/06/2009	\$300,000	\$300,000	\$0	\$300,000	
<b>PROGRESS COMMENTS</b> The scope of the proposed works is being reviewed by the Tennis Club committee								
3.1.1.4 Belrose Tennis Club – outdoor seating – CR2019	On Schedule	10%	10%	\$15,000	\$15,000	\$0	\$15,000	
<b>PROGRESS COMMENTS</b> Contractors have been engaged to undertake the works								
3.1.1.5 Forestville Tennis Club – new lighting transformer – CR2020	Complete	100%	30/9/2008	\$5,000	\$5,000	\$0	\$5,000	
<b>PROGRESS COMMENTS</b> The works have been completed and final invoices are still to be processed								
3.1.1.6 Collaroy Tennis Club - Resurface Tennis Courts – CR2021	On Schedule	80%	30/06/2009	\$120,000	\$120,000	\$40,000	\$120,000	
<b>PROGRESS COMMENTS</b> Works commenced, expected to be complete early October								
3.2.3.1 Water and Energy Savings (all Warringah Council buildings) – CN1551	On Schedule	2%	30/06/2009	\$150,000	\$150,000	\$0	\$150,000	

ACTION	STATUS	% COMP	COMP DATE	ORIGINAL BUDGET	ANNUAL BUDGET	YTD ACTUAL <sup>12</sup>	FORECAST	PROGRESS
<b>PROGRESS COMMENTS</b> The project has been scoped								
3.2.4.1 Dee Why Town Centre - pre implementation – CN2001	On Schedule	16%	30/06/2009	\$250,000	\$250,000	\$0	\$250,000	
<b>PROGRESS COMMENTS</b> Work has commenced defining the parameters of the pre-implementation project.								
3.4.1.1 Civic Centre car park, Community facilities and Offices – CN2002	On Schedule	5%	30/06/2009	\$500,000	\$500,000	\$0	\$500,000	
<b>PROGRESS COMMENTS</b> The specification for the street and park scape are currently being developed								
3.4.1.3 Dee Why Property Projects – CN1549	On Schedule	50%	30/06/2009	\$195,000	\$195,000	\$0	\$195,000	
<b>PROGRESS COMMENTS</b> The master plan for the site is being prepared and is expected to be finalised by the end of November								
3.4.1.4 Acquisition and Demolition land in Brookvale – CN2003	On Schedule	40%	30/06/2009	\$950,000	\$950,000	\$0	\$950,000	
<b>PROGRESS COMMENTS</b> The acquisition of 27 Old Pittwater Rd, Brookvale is proceeding, negotiations with the Vendors are complete and at the Council meeting on 22 July 2008 approval was given to proceed with the acquisition. The sale contract is currently being reviewed. The property being sold with an existing tenancy that will expire in January 2009 and demolition will commence after that date.								
3.4.1.5 Replace locks and access controls on facilities to increase security and access – CR2009	On Schedule	9%	30/06/2009	\$350,000	\$350,000	\$0	\$350,000	
<b>PROGRESS COMMENTS</b> Project scope being finalised								
3.4.1.6 Upgrade facilities for councillors – Civic Centre – CR2010	On Schedule	95%	30/06/2009	\$100,000	\$100,000	\$49,702	\$100,000	
<b>PROGRESS COMMENTS</b> Works on Mayor's Office and Guringai Room are complete. The works on Council Chambers and Councillor's Workroom is 90% complete								
3.4.1.7 Upgrade Public Amenity on Level 2 (including service corridor) – Civic Centre – CR2011	Complete	100%	30/9/2008	\$250,000	\$250,000	\$109,256	\$250,000	
<b>PROGRESS COMMENTS</b> Works on upgrading toilets, shower facilities and corridor finalised. Final invoices still to be processed.								
3.4.1.8 Upgrade all amenities on Level 3 and 4 –Civic Centre – CR2012	On Schedule	5%	30/06/2009	\$250,000	\$250,000	\$7,665	\$250,000	
<b>PROGRESS COMMENTS</b> Specification for the works have been finalised, with tenders to be called in October								

ACTION	STATUS	% COMP	COMP DATE	ORIGINAL BUDGET	ANNUAL BUDGET	YTD ACTUAL <sup>12</sup>	FORECAST	PROGRESS
3.4.1.9 Upgrade all amenities on Level 5 – Civic Centre – CR2013	On Schedule	5%	30/06/2009	\$150,000	\$150,000	\$3,038	\$150,000	
<b>PROGRESS COMMENTS</b> Specification for the works have been finalised, with tenders to be called in October								
3.4.1.11 Dee Why SLSC - Public toilet – CN2017	On Schedule	7%	30/06/2009	\$318,500	\$318,500	\$0	\$318,500	
<b>PROGRESS COMMENTS</b> Finalising plans to obtain Construction Certificate. Tenders expected to be called by end November.								
3.4.1.2 Facilities minor works – CR1550	Complete	100%	30/9/2008	\$304,762	\$304,762	\$176,172	\$304,762	
<b>PROGRESS COMMENTS</b> Works completed. Final invoices still to be processed.								
3.4.1.12 Minor Renewal works – CR2025	On Schedule	0%	30/06/2009	\$76,043	\$76,043	\$0	\$76,043	
<b>PROGRESS COMMENTS</b> Provision for minor and emergency works, no expenditure to date								
3.4.1.10 Upgrade of council meeting rooms (Flannel Flower and Grevillea rooms) – Civic Centre – CR2014	On Schedule	85%	30/06/2009	\$175,000	\$175,000	\$51,676	\$175,000	
<b>PROGRESS COMMENTS</b> Upgrade works completed in Flannel Flower and Banksia Rooms, works due to be completed in Grevillia Room by end November.								
5.2.2.1 HR System eRecruitment & Training - CN2604	Not Started	0%	30/06/2009	\$12,000	\$12,000	\$0	\$12,000	
<b>PROGRESS COMMENTS</b> The project will commence in February 2009								
5.2.2.1 System replacement project – CN1003	On Schedule	83%	30/06/2009	\$197,974	\$197,974	\$113,617	\$423,275	
<b>PROGRESS COMMENTS</b> Bonds & Guarantees module and the Works & Assets system for Fleet & Plant went live in July as planned. User Acceptance Testing for Land & Buildings has commenced and scheduled to go live end of October. All other Asset classes are effectively on hold pending allocation of resources to the project. TRIM implementation on schedule to go live in November. A further \$166,051 has been provided for in the forecast funded from the reallocation of funds from 5.2.2.6 Ombudsman Complaints Management System (CN2605) and 5.2.2.7 Customer Service Complaints Management System (CN2606) and a draw down from the IT reserve of \$166,051.								
5.2.2.2 Information Management and Technology Disaster Recovery Review – CN2600	On Schedule	20%	30/06/2009	\$250,000	\$250,000	\$0	\$250,000	
<b>PROGRESS COMMENTS</b> Project initiation document in progress. Products and technologies researched.								
5.2.2.3 Server Replacement Project – CN 2601	On Schedule	20%	30/06/2009	\$247,500	\$247,500	\$0	\$247,500	

ACTION	STATUS	% COMP	COMP DATE	ORIGINAL BUDGET	ANNUAL BUDGET	YTD ACTUAL <sup>12</sup>	FORECAST	PROGRESS
<b>PROGRESS COMMENTS</b> Project scoping document in progress. VMWARE consultant engaged and installation of VMWARE for IT HELPDESK commenced.								
5.2.2.4 Quality Address Software - CN2602	On Schedule	10%	30/06/2009	\$40,000	\$40,000	\$0	\$40,000	
<b>PROGRESS COMMENTS</b> Procurement process has been completed and contract awarded for the supply and installation of Address Validation Software. Implementation of QAS Address Batch software is expected to be installed by end of October								
5.2.2.5 Introduce electronic signature technology – CN 2603	On Schedule	15%	30/06/2009	\$50,000	\$50,000	\$0	\$50,000	
<b>PROGRESS COMMENTS</b> Product evaluation in progress with plan to complete procurement in October and implementation targeted for November.								
5.2.2.6 Ombudsman Complaints Management System - CN2605	Complete	100%	30/9/2008	\$23,000	\$23,000	\$0	\$0	
<b>PROGRESS COMMENTS</b> The upgraded Complaints Management System went live 15 September 2008. The works were completed without incurring capital costs, the savings of \$23,000 be transferred to 5.2.2.1 System replacement project – CN1003.								
5.2.2.7 Customer Service Complaints Management System - CN2606	Delayed	0%	30/06/2009	\$36,250	\$36,250	\$0	\$0	
<b>PROGRESS COMMENTS</b> Staff resources are not available to complete this project this financial year due to competing resources and priorities of System Replacement Project (TRIM implementation and Property & Rating Phase 2). The budget of \$36,250 for this project is proposed to be transferred to 5.2.2.1 System replacement project – CN1003.								
5.2.2.8 Review and implementation of Hazard Management and Reporting System – CN2607	Not Started	0%	30/06/2009	\$36,250	\$36,250	\$0	\$36,250	
<b>PROGRESS COMMENTS</b> Currently under review as an "opportunity for improvement" by an internal working group.								

## Good Governance

### Key Performance Indicators









KPI	Comment	Unit	Target	Actual	Indicator
Residents satisfaction with managing the impact of visitors to the area	This measure will be reported in the June quarter only	Mean Score <sup>13</sup>	6.07	N/A	
Residents satisfaction with encouraging local industry and business	This measure will be reported in the June quarter only	Mean Score <sup>11</sup>	6.13	N/A	
Compliance with statutory reporting requirements	This measure will be reported in the June quarter only	%	100	N/A	
% of formal complaints managed according to set timeframes and in accordance with guidelines	21 complaints were received during the quarter. Approximately 90% of complaints were managed according to set timeframes including acknowledgement correspondence sent to complainants within three working days and internal assessment advice sent within 14 working days of receipt of complaint.	%	90	90	
Scheduled projects completed	One actions was scheduled to be completed this quarter and was delivered	%	95	100	
% of correspondence responded to within 10 working days	Reporting on this measure will not commence until the March quarter	%	95	N/A	

### Key Initiatives

- Actions at least 90% of target
- Between 70 and 90% of Action target achieved
- Less than 70% of Action target achieved

ACTION	STATUS	% COMP	COMP DATE	PROGRESS
1.1.1.1 Complete 2 <sup>nd</sup> and 3 <sup>rd</sup> stage Urban Bushland Plans of Management	On Schedule	25%	30/06/2009	
<b>PROGRESS COMMENTS</b> The draft Plan for next set of reserves is currently on public exhibition.				
1.1.1.2 Climate Change Risk Assessment – Stage 1	On Schedule	15%	30/06/2009	

<sup>13</sup> Target and actual is the mean score out 10 achieved in the annual Community Survey, the higher the score the greater the level of satisfaction

ACTION	STATUS	% COMP	COMP DATE	PROGRESS
<b>PROGRESS COMMENTS</b>				
Draft brief has been completed.				
1.1.1.3 Environmental Strategy Review	On Schedule	5%	30/06/2009	
<b>PROGRESS COMMENTS</b>				
Preliminary meetings have been held to consider the scope and timing of tasks.				
2.1.1.1 Community Buildings Plan of Management	On Schedule	85%	30/06/2009	
<b>PROGRESS COMMENTS</b>				
The draft plan of management has been edited to incorporate comments from the Department of Lands. Following consideration of the Community Centres Strategy by Council the Plan of Management will be placed on exhibition				
2.1.1.5 Social Plan Review and Development	Not Started	0%	30/06/2009	
<b>PROGRESS COMMENTS</b>				
The scoping paper and project plan have been prepared for a new social plan due November 2009.				
2.1.4.1 Prepare new Recreation Strategy	On Schedule	25%	30/06/2009	
<b>PROGRESS COMMENTS</b>				
The community consultation to develop the needs assessment has been completed, awaiting final report from the consultant.				
2.2.3.1 Participation in SHOROC Regional Strategy	On Schedule	5%	30/06/2009	
<b>PROGRESS COMMENTS</b>				
The key issues for Warringah for inclusion in the Regional Strategy were identified in September. The SHOROC Executive Officer will be co-ordinating a jointing meeting of key officers from all four Councils to discuss.				
2.2.5.3 Council Elections 2008	Complete	100%	30/9/2008	
<b>PROGRESS COMMENTS</b>				
The elections were held on 13 September and the poll declared on 24 September. Induction sessions have been organised for the Mayor and Councillors during October and November				
2.2.6.5 Annual Community Survey	On Schedule	70%	30/06/2009	
<b>PROGRESS COMMENTS</b>				
The 2008 Survey of 605 residents was conducted in June and reported to Council on 26 August 2008. The results will be considered in producing developing the Strategic Community Plan 2009. The 2009 Survey will be conducted in June 2009.				
4.1.2.1 Local Economic Development Strategy	On Schedule	9%	30/06/2009	
<b>PROGRESS COMMENTS</b>				
Work has commenced on the preparation of a brief to engage a consultant to develop the Strategy				